



# LAS Links Online

## Navigating Educator Scoring



# ● ● ● Access the DRC INSIGHT Portal



# www.drcedirect.com

The screenshot shows the DRC INSIGHT Portal login interface. On the left, there is a white login box with the DRC INSIGHT logo at the top. Below the logo are two input fields: 'Username' containing 'user@datarecognitioncorp.com' and 'Password' with a masked password and a 'Show Text' checkbox. A blue 'Sign in' button is positioned below the password field, and a link for 'Forgot your password?' is located at the bottom of the box. The right side of the page has a dark blue background with white text. It features a 'Welcome to the DRC INSIGHT Portal' heading, a welcome message from Data Recognition Corporation (DRC) to LAS Links educators, and instructions on how to access reports and find more information. A section titled 'ACCESS ONLINE TOOLS TRAINING WITH GOOGLE CHROME' provides details on publicly accessible versions of the training and a link to the WBTE Portal.

**DRC INSIGHT**

Username  
user@datarecognitioncorp.com

Password  
\*\*\*\*\*  Show Text

**Sign in**

[Forgot your password?](#)

**Welcome to the DRC INSIGHT Portal**

Data Recognition Corporation (DRC) welcomes LAS Links educators to eDIRECT!

This website enables you to quickly and easily access all test administration tools in one location, from test preparation to reporting of your LAS Links test results.

To access your reports, authorized district and school personnel need to log onto the secure site with their e-mail address and password. To log on, press the **Log On** link in the upper right of this page.

To find out more information about LAS Links, select the **General Information** link under **All Applications** at the top of this page. Then select **Documents**.

**ACCESS ONLINE TOOLS TRAINING WITH GOOGLE CHROME**

Publicly accessible versions of the Online Tools Training are available. Please copy the link below into Google Chrome to access these practice opportunities. Note that Google Chrome is the only supported browser for this public version of the Online Tools Training.

WBTE Portal: <https://wbte.drcedirect.com/LL/portals/ll>

© DRC Insight 2020    Privacy Policy    Terms of Use    Contact Us    **DRC**

# ● ● ● Educator Scoring



**DRC INSIGHT™** LAS LINKS MY APPLICATIONS ▾

**WELCOME TO THE DRC INSIGHT™ LAS LINKS**

Congratulations, you have successfully logged in to the system. Several helpful links are just a click away. If you are having difficulty navigating the system, please contact the LASLinksHelpDesk@datarecognition.com or call 866.282.2250 (7:00 a.m. - 8:00 p.m. EST).

**ACCESS ONLINE TOOLS**

Publicly accessible versions of the system are available for practice

**PARTICIPANT PREPARATION**

- Student Management
- Student Group Management
- Test Administrator Management
- User Management

**TEST PREPARATION**

- Test Management

**POST-TEST ACTIONS**

- Student Management

**SCORING AND REPORTING**

- Educator Scoring**
- Report Delivery
- Interactive Reports

**GENERAL INFORMATION**

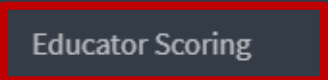
- General Information

**TECHNOLOGY SETUP**

- Central Office Services

**OTHER LINKS**

- Professional Learning
- License Dashboard



# ● ● ● Educator Scoring



## Scoring

⊕ [Instructions](#)

\* Indicates required fields

Administration

LAS Links  \*

District

Sales and Training District -  \*

School

Gina Davis Sales and Trainin

LAS Links Form

(Select)  \*

Assessment

(All)

Session

(Select)

English Form A

English Form B

English Form C

English Form D

Espanol A

Espanol B

### Session Detail

<input type="button" value="▲"/>	Session Name	<input type="button" value="▲"/>	Assessment	<input type="button" value="▲"/>	Session Status	<input type="button" value="▲"/>	Begin Date	<input type="button" value="▲"/>	End Date	<input type="button" value="▲"/>	Item Counts	Action
----------------------------------	--------------	----------------------------------	------------	----------------------------------	----------------	----------------------------------	------------	----------------------------------	----------	----------------------------------	-------------	--------

Choose from the above filters and click on 'Show Sessions' to view matching 'Sessions'

# ● ● ● Educator Scoring



## Scoring

⊕ [Instructions](#)

\* Indicates required fields

Administration

LAS Links  \*

District

Sales and Training District -  \*

School

Gina Davis Sales and Trainin

LAS Links Form

Espanol A  \*





Assessment

(All)

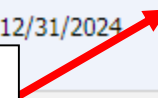
Session

Show Sessions

### Session Detail

District ▲	School ▲	Session Name ▲	Assessment ▲	Session Status ▲	Begin Date ▲	End Date ▲	Item Counts	Action
Sales and Training District	Gina Davis Sales and Training School	GDAVIS ESPANOL ALL SUBTESTS	Grades 2-3 (Esp. A)	Completed	11/8/2017	12/31/2024	0 available, 0 in process, 20 complete	 
Sales and Training District	Gina Davis Sales and Training School	GDAVIS TEST GR 2-3	Grades 2-3 (Esp. A)	In Progress	10/11/2017	12/31/2024	20 available, 0 in process, 0 complete	 

- Available = items that need to be scored
- In Process = items that have been scored and are processing through the scoring system
- Complete = items that processed correctly through the scoring system and are moving towards reporting



# ● ● ● Educator Scoring



## Scoring

⊕ [Instructions](#)

\* Indicates required fields

Administration

LAS Links  \*

District

Sales and Training District -  \*

School

Gina Davis Sales and Trainin

LAS Links Form

Espanol A  \*





Assessment


(All)

Session

Show Sessions

### Session Detail

District ▲	School ▲	Session Name ▲	Assessment ▲	Session Status ▲	Begin Date ▲	End Date ▲	
Sales and Training District	Gina Davis Sales and Training School	GDAVIS ESPANOL ALL SUBTESTS	Grades 2-3 (Esp. A)	Completed		/2024	0 available, 0 in process, 20 complete  
Sales and Training District	Gina Davis Sales and Training School	GDAVIS TEST GR 2-3	Grades 2-3 (Esp. A)	In Progress	10/11/2017	12/31/2024	20 available, 0 in  



Score by Student

Score by Session

# ● ● ● Educator Scoring: Score by Student






## Scoring Status

[+ Instructions](#)

Last Name

[Filter](#) [Clear](#) [Refresh](#)


### Scoring Status - English Form A (Grades 2-3 (Eng. A))

Last Name	First Name	Grade	Student ID	Content Area	Item Counts	Action
MCGUIRE	ALISON	03	1990	READING		
MCGUIRE	ALISON	03	1990	SPEAKING	17 available, 2 in process, 1 complete	
MCGUIRE	ALISON	03	1990	WRITING	5 available, 0 in process, 0 complete	

- Choose from the roster of students and content areas that have items available for scoring
- Click the “Score Student” icon in the Action column



# ● ● ● Educator Scoring



When you clicked on the Action button (as shown in the previous slide) a new page will pop up taking you to a new URL.

**IMPORTANT:**  
**Be sure to enable popups from [scoring.drccdirect.com](https://scoring.drccdirect.com) so that you are able to complete scoring**

Educator Scoring ELL030 [? Help](#)

01A Speaking Gr 01 Q857465  
Project: ELL030  
Lithocode: 990004805554

<< Prev    Current    Next >>

<< Prev Scoring Resource    Next Scoring Resource >>

Response    Scoring Resources

Scoring Resources Filter: Rubric ▼

Submit

Exit Scoring

Question: 01A Speaking Gr 01 Q857465

0:00 / 0:03    🔊    ⋮

Score 0 1



Utilize this naming convention to determine the item you are scoring.  
For this item, we are on: Item #1, Form A, Speaking, Grade 01

*If scoring Español forms, "Speaking" will read as "Hablando"*

Click here to download and save the student verbal response to your computer. This can only be done BEFORE you submit your score.

Educator Scoring ELL030 [? Help](#)

01A Speaking Gr 01 Q857465  
Project: ELL030  
Lithocode: 990004805554

<< Prev    Current    Next >>

<< Prev Scoring Resource    Next Scoring Resource >>

Response    **Scoring Resources**

Scoring Resources Filter: Rubric ▼

Submit

Exit Scoring

Question: 01A Speaking Gr 01 Q857465

0:00 / 0:03

Score 0 1

Click the play button to hear the student response.

Click here to choose the score you are giving the student response.

Click Scoring Resources to access the item and rubric information.

Click submit when you are done giving this item a score.

# ● ● ● Educator Scoring



Scoreboard - Scoring Resources

scoring.drccdirect.com/scoreboard#/educatorScoring/592030

Educator Scoring ELL030

03A Speaking Gr 01 Q857467  
Project: ELL030  
Lithocode: 990006322212  
Scoring Resources: Showing 1 of 1  
Scoring Resource Type: Rubric

Question: 03A Speaking Gr 01 Q857467

Score 0 1

0:00 / 0:02

<< Prev Current Next >>

<< Prev Scoring Resource Next Scoring Resource >>

Response Scoring Resources

Scoring Resources Filter: All

Scoring Resources Window:

Submit

Exit Scoring

Once you have clicked on Scoring Resources, to have the resources open on a separate page (for easy toggling), check the radio button next to "Scoring Resources Window".

Scoring resources include the item presented to the student, the rubric and exemplars.



Educator Scoring ELL030

23 Writing I23A Q858395  
Project: ELL030  
Lithocode: 990000009566

<< Prev    Current    Next >>

Response    Rubric

Submit

Score: 0 1 2 3


NonScorable

Exit Scoring

## Write Why

**Directions: Read the question and make a choice. Write two reasons. Write one reason in box 1, and write a different reason in box 2.**

**Directions:**



Click submit when you are done giving this item a score.

Click here to choose the score you are giving the student response.

Which of these two seasons do you like better? Choose one?

I love the summer better than winter.

Why do you choose that season? Write two reasons.

1. In the summer you can wear shorts, and it is sunny and so beautiful.

1.

2. In the summer you can eat ice cream and have way more fun than in the winter doing things like swimming, going to the water park, hanging outside with your friends.

2.

The student responses are found in the boxes.

● ● ● Support



**DRC Customer Service – Texas**

Toll Free: 833-867-5679 Option 1

**Order Support**

Texas Order Support Email:

[LASOrderTX@datarecognitioncorp.com](mailto:LASOrderTX@datarecognitioncorp.com)

Toll Free: 833-867-5679 Option 2

**Technical Support**

Texas Technical Support Email:

[LASTechTX@datarecognitioncorp.com](mailto:LASTechTX@datarecognitioncorp.com)

Customer Service Hours: 8:00 am – 4:30pm CT M-F

[www.LASLinks.com/Texas](http://www.LASLinks.com/Texas)

