



LAS Links Online

Utilizing the Student Status Dashboard

NOTE: This dashboard can only run status reports at the School Level



● ● ● Access the DRC INSIGHT Portal



www.drcedirect.com

The screenshot shows the DRC INSIGHT Portal login interface. On the left, there is a white login box with the DRC INSIGHT logo at the top. Below the logo are two input fields: 'Username' containing 'user@datarecognitioncorp.com' and 'Password' with a masked password and a 'Show Text' checkbox. A blue 'Sign in' button is positioned below the password field, and a link for 'Forgot your password?' is located at the bottom of the box. The right side of the page has a dark blue background with white text. It features a 'Welcome to the DRC INSIGHT Portal' heading, a welcome message from Data Recognition Corporation (DRC) to LAS Links educators, and instructions on how to access reports and find more information. It also includes a section for 'ACCESS ONLINE TOOLS TRAINING WITH GOOGLE CHROME' with a public version link and a specific WBTE Portal URL. At the bottom of the page, there are links for 'Privacy Policy', 'Terms of Use', and 'Contact Us', along with the DRC logo and copyright information for 2020.

DRC INSIGHT

DRC INSIGHT

Username
user@datarecognitioncorp.com

Password
***** Show Text

Sign in

[Forgot your password?](#)

Welcome to the DRC INSIGHT Portal

Data Recognition Corporation (DRC) welcomes LAS Links educators to eDIRECT!

This website enables you to quickly and easily access all test administration tools in one location, from test preparation to reporting of your LAS Links test results.

To access your reports, authorized district and school personnel need to log onto the secure site with their e-mail address and password. To log on, press the **Log On** link in the upper right of this page.

To find out more information about LAS Links, select the **General Information** link under **All Applications** at the top of this page. Then select **Documents**.

ACCESS ONLINE TOOLS TRAINING WITH GOOGLE CHROME

Publicly accessible versions of the Online Tools Training are available. Please copy the link below into Google Chrome to access these practice opportunities. Note that Google Chrome is the only supported browser for this public version of the Online Tools Training.

WBTE Portal: <https://wbte.drcedirect.com/LL/portals/ll>

© DRC Insight 2020 Privacy Policy Terms of Use Contact Us **DRC**

● ● ● Student Status Dashboard



- Click on MY APPLICATIONS >> Student Management:

The screenshot shows the DRC INSIGHT LAS LINKS MY APPLICATIONS dropdown menu. The menu is organized into several sections:

- PARTICIPANT PREPARATION**
 - Student Management (highlighted with a red box)
 - Student Group Management
 - Test Administrator Management
 - User Management
- TEST PREPARATION**
 - Test Management
- POST-TEST ACTIONS**
 - Student Management
- SCORING AND REPORTING**
 - Educator Scoring
 - Report Delivery
 - Interactive Reports
- GENERAL INFORMATION**
 - General Information
- TECHNOLOGY SETUP**
 - Central Office Services
- OTHER LINKS**
 - Professional Learning
 - License Dashboard

Student Status Dashboard



Manage Students **Student Status Dashboard**

Student Status Dashboard

Site Selection

Select a Site ...

Filters

Testing ended after *

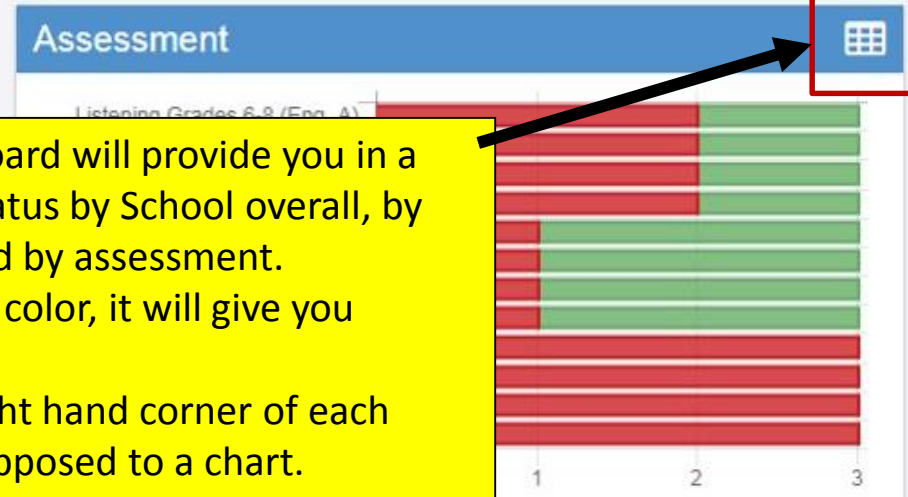
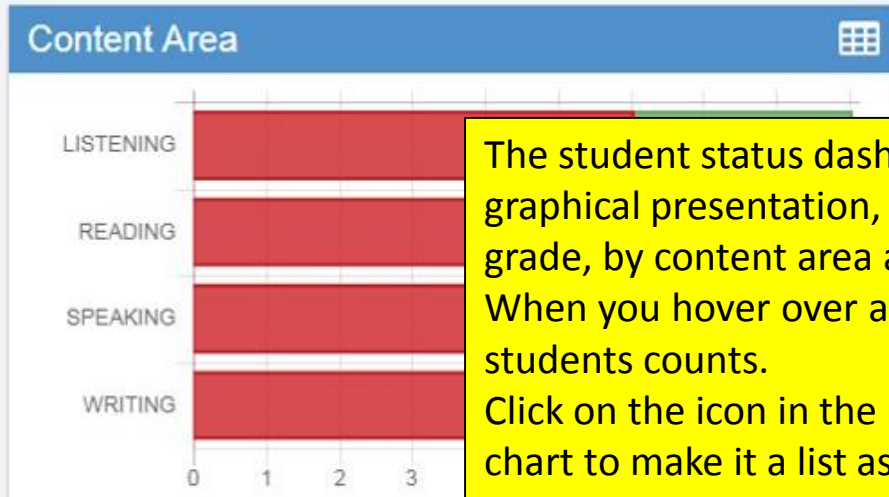
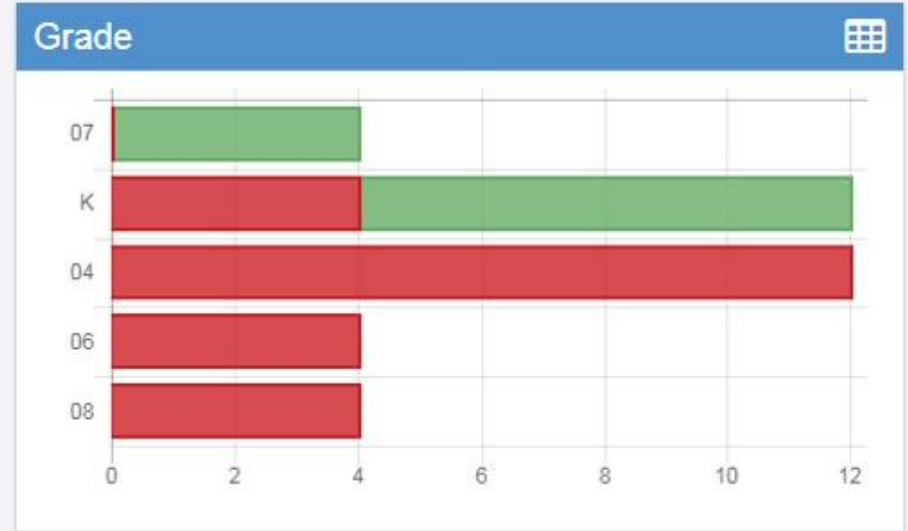
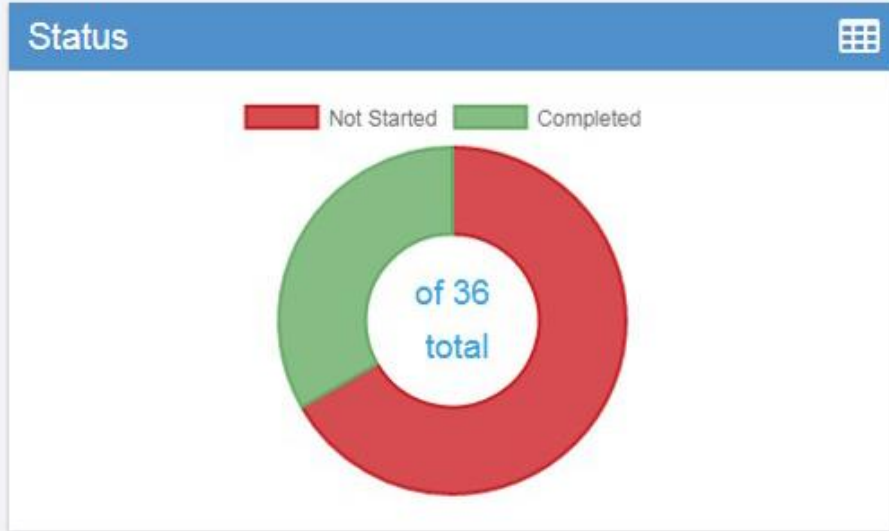
JUN 2020

| S | M | T | W | T | F | S |
|----|----|----|----|----|----|----|
| | 1 | 2 | 3 | 4 | 5 | 6 |
| 7 | 8 | 9 | 10 | 11 | 12 | 13 |
| 14 | 15 | 16 | 17 | 18 | 19 | 20 |
| 21 | 22 | 23 | 24 | 25 | 26 | 27 |
| 28 | 29 | 30 | | | | |

Under Student Management, click “select a site” and type in the school name.

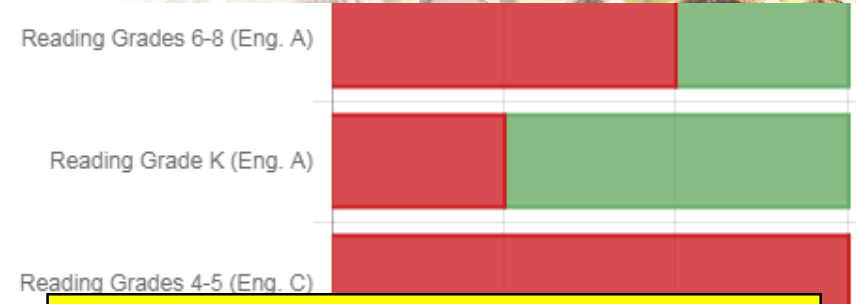
Once the site is chosen, pick the “Testing ended after” date.

● ● ● Student Status Dashboard



The student status dashboard will provide you in a graphical presentation, status by School overall, by grade, by content area and by assessment. When you hover over any color, it will give you students counts. Click on the icon in the right hand corner of each chart to make it a list as opposed to a chart.





When you click on one of bars (or circle), it will provide you with a student roster with time stamps, at the bottom of the page. This is a report that can be exported.

Student Search Results

[Export to CSV](#)

Note: Times are displayed in Central Time

| Last Name | First Name | Grade ... | Content Ar... | Module | Assesme... | Status | Start Time | End Time | Duration |
|-----------|------------|-----------|---------------|---------|---------------|-------------|------------------------|------------------------|----------------------|
| Sample | Sample | 04 | READING | Reading | Reading Gr... | Not Started | | | |
| Sample | Sample | 04 | READING | Reading | Reading Gr... | Not Started | | | |
| Sample | Two | 04 | READING | Reading | Reading Gr... | Not Started | | | |
| Test | A | 07 | READING | Reading | Reading Gr... | Completed | 11/16/2017 12:21 PM | 11/16/2017 12:22 PM | 0 Hours 1 Minutes |
| Test | B | 08 | READING | Reading | Reading Gr... | Not Started | | | |
| Test | C | 06 | READING | Reading | Reading Gr... | Not Started | | | |
| Test | One | K | READING | Reading | Reading Gr... | Completed | 11/16/2017 09:32 AM | 11/16/2017 09:33 AM | 0 Hours 1 Minutes |



LAS Links Help Desk

866.282.2250 (7:00 a.m. -8:00 p.m. EDT)

Email: LASLinksHelpDesk@datarecognitioncorp.com

If you already called in and have a case, provide your case number for expedited service.

www.LASLINKS.com

