



# LAS Links Online

## Utilizing the Student Status Dashboard

**NOTE: This dashboard can only run status reports at the School Level**



# ● ● ● Access the DRC INSIGHT Portal



# www.drcedirect.com

The screenshot shows the DRC INSIGHT Portal login interface. On the left, there is a white login box with the DRC INSIGHT logo at the top. Below the logo are two input fields: 'Username' containing 'user@datarecognitioncorp.com' and 'Password' with a masked password and a 'Show Text' checkbox. A blue 'Sign in' button is positioned below the password field, and a link for 'Forgot your password?' is located at the bottom of the box. The right side of the page has a dark blue background with white text. It features a 'Welcome to the DRC INSIGHT Portal' heading, a welcome message from Data Recognition Corporation (DRC) to LAS Links educators, and instructions on how to access reports and find more information. It also includes a section for 'ACCESS ONLINE TOOLS TRAINING WITH GOOGLE CHROME' with a public version link and a specific 'WBTE Portal' link: <https://wbte.drcedirect.com/LL/portals/ll>. At the bottom of the page, there are links for 'Privacy Policy', 'Terms of Use', and 'Contact Us', along with the DRC logo and copyright information '© DRC Insight 2020'.

# ● ● ● Student Status Dashboard



- Click on MY APPLICATIONS >> Student Management:

The screenshot shows the DRC INSIGHT LAS LINKS MY APPLICATIONS dropdown menu. The menu is organized into several sections:

- PARTICIPANT PREPARATION**
  - Student Management (highlighted with a red box)
  - Student Group Management
  - Test Administrator Management
  - User Management
- TEST PREPARATION**
  - Test Management
- POST-TEST ACTIONS**
  - Student Management
- SCORING AND REPORTING**
  - Educator Scoring
  - Report Delivery
  - Interactive Reports
- GENERAL INFORMATION**
  - General Information
- TECHNOLOGY SETUP**
  - Central Office Services
- OTHER LINKS**
  - Professional Learning
  - License Dashboard

# Student Status Dashboard



Manage Students **Student Status Dashboard**

## Student Status Dashboard

Site Selection

Select a Site ...

Filters

Testing ended after \*

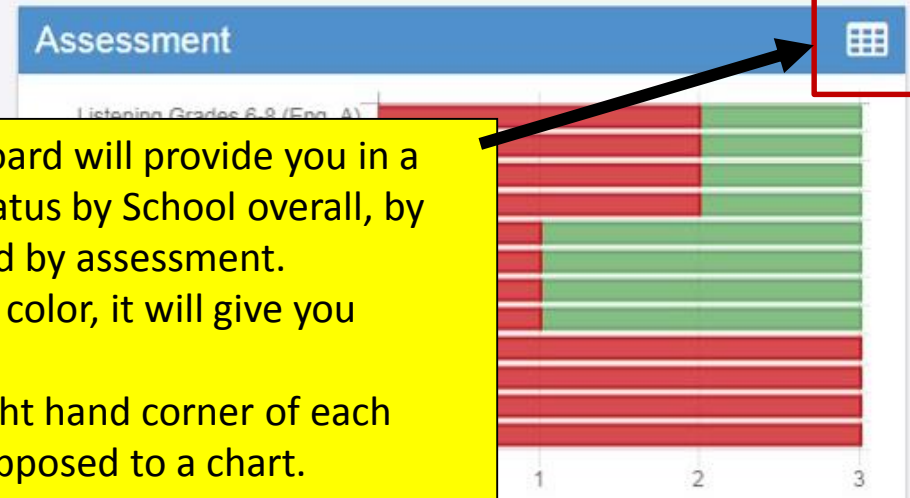
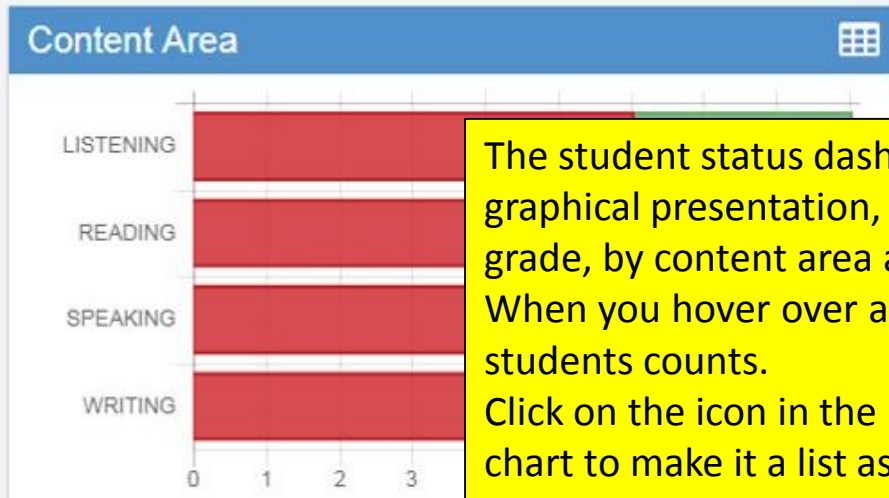
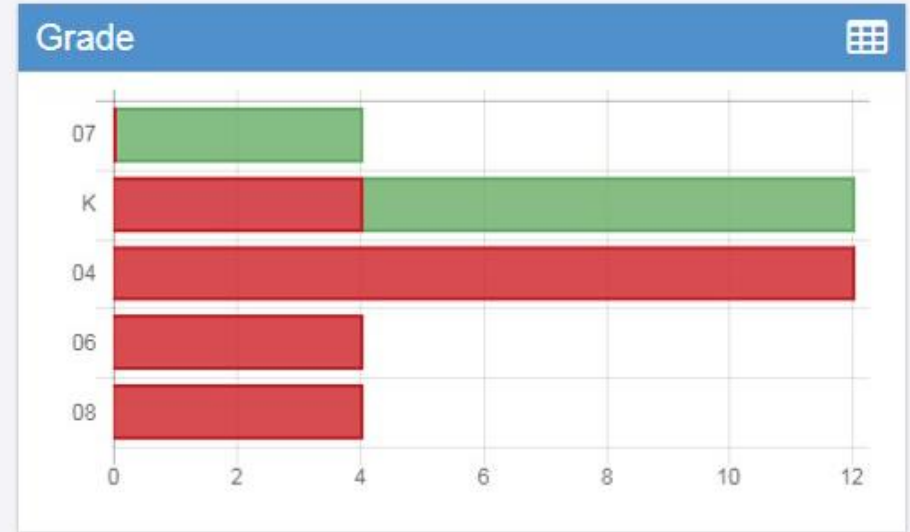
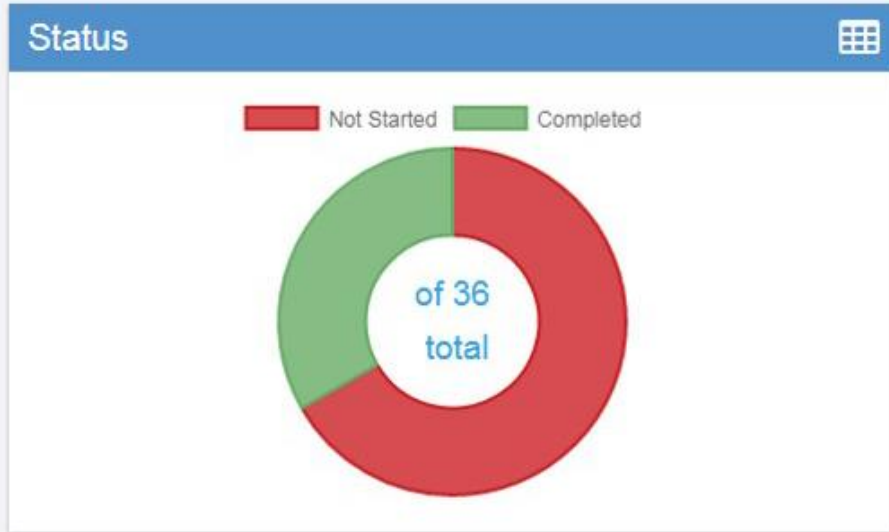
JUN 2020

S	M	T	W	T	F	S
	1	2	3	4	5	6
7	8	9	10	11	12	13
14	15	16	17	18	19	20
21	22	23	24	25	26	27
28	29	30				

Under Student Management, click “select a site” and type in the school name.

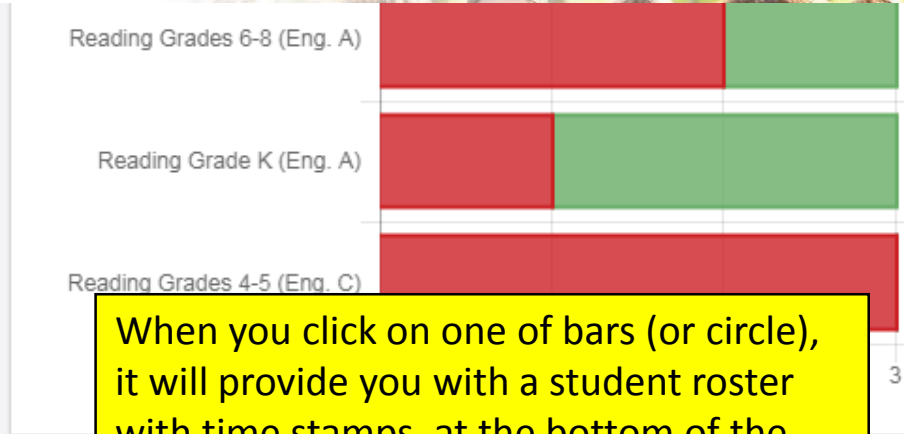
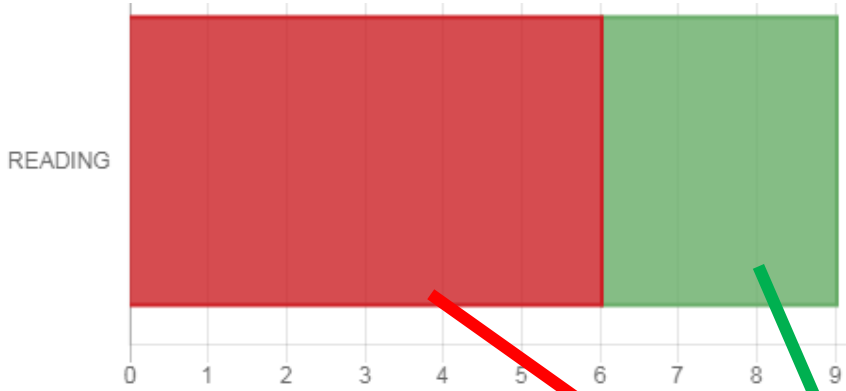
Once the site is chosen, pick the “Testing ended after” date.

# ● ● ● Student Status Dashboard



The student status dashboard will provide you in a graphical presentation, status by School overall, by grade, by content area and by assessment. When you hover over any color, it will give you students counts. Click on the icon in the right hand corner of each chart to make it a list as opposed to a chart.





When you click on one of bars (or circle), it will provide you with a student roster with time stamps, at the bottom of the page. This is a report that can be exported.

### Student Search Results

Export to CSV

Note: Times are displayed in Central Time

Last Name	First Name	Grade ...	Content Ar...	Module	Assesse...	Status	Start Time	End Time	Duration
Sample	Sample	04	READING	Reading	Reading Gr...	Not Started			
Sample	Sample	04	READING	Reading	Reading Gr...	Not Started			
Sample	Two	04	READING	Reading	Reading Gr...	Not Started			
Test	A	07	READING	Reading	Reading Gr...	Completed	11/16/2017 12:21 PM	11/16/2017 12:22 PM	0 Hours 1 Minutes
Test	B	08	READING	Reading	Reading Gr...	Not Started			
Test	C	06	READING	Reading	Reading Gr...	Not Started			
Test	One	K	READING	Reading	Reading Gr...	Completed	11/16/2017 09:32 AM	11/16/2017 09:33 AM	0 Hours 1 Minutes



# ● ● ● Technology Support



## DRC Customer Service – Texas

Toll Free: 833-867-5679 Option 1

**Order Support**

Texas Order Support Email:

[LASOrderTX@datarecognitioncorp.com](mailto:LASOrderTX@datarecognitioncorp.com)

Toll Free: 833-867-5679 Option 2

**Technical Support**

Texas Technical Support Email:

[LASTechTX@datarecognitioncorp.com](mailto:LASTechTX@datarecognitioncorp.com)

Customer Service Hours: 8:00 am – 4:30pm CT M-F

[www.LASLinks.com/Texas](http://www.LASLinks.com/Texas)

