







TABE Complete Language Assessment System—English™

## **Speaking Sample Items ♦ Levels 1–2**









### Sample 1

**SAY** In this part of the test you will look at a picture. I will ask you a question about the picture. Then you will speak your answer.

If you do not understand what I say, you may ask me to repeat the question.

Now look at Sample 1. This is a practice question we will do together.

Point to \$75.00 on the check in Sample 1.

**SAY** What is the amount of this check? (Pause.)

*When the examinee has given a response:*

**SAY** Thank you. (Pause.)

**SAY** The correct response to this question is “Seventy-five dollars.”

Do you have any questions about Sample 1?

(Pause. Answer any questions about Sample 1.)

**SAY** Do you want me to repeat Sample 1?

(Repeat if asked to do so.)



## Sample 2

**SAY** Now we will do a different type of question. You will pretend to be a person in a picture. Look at Sample 2.



*Point to the woman standing at the counter in Sample 2.*

**SAY** Pretend that you are the woman. You want to know the price of the fish. What do you ask? (Pause.)

*When the examinee has given a response:*

**SAY** Thank you. (Pause.)



**SAY** There are many answers possible, such as “Excuse me, how much does the fish cost?” or “Pardon me, how much is the fish?” There is not just ONE correct response.

**Do you have any questions about Sample 2?**

*(Pause. Answer any questions about Sample 2.)*

**SAY** Do you want me to repeat Sample 2?

*(Repeat if asked to do so.)*



### Instructions Sample

**SAY** Now we will do a different type of question. Here are four pictures. The pictures show you how to make a pot of coffee. Look at **ALL** the pictures now. (Pause.)

**SAY** I will start the instructions with Picture A. Then you will tell me the instructions for each of the other three pictures. You should use a complete sentence.

First, let's look at Picture A.

The instructions are: "Pour cold water into the coffee maker." (Pause.)

**SAY** Do you have any questions about Picture A?

(Pause. Answer any questions about Picture A.)



**SAY** Do you want me to repeat the instructions for Picture A?

(Repeat if asked to do so.)

**SAY** Look at Picture B. What do you do next? (Pause.)

**SAY** Look at Picture C. What do you do next? (Pause.)

**SAY** Look at Picture D. What do you do next? (Pause.)



### Narrative Sample

**SAY** Now we will do a different type of question. Here are three pictures. The pictures show you what Joe does when he goes to visit his family. Look at ALL the pictures now. (Pause.)

**SAY** I will start with Picture A. Then you will tell me what happens in the other two pictures. You should use a complete sentence.

First, let's look at Picture A.

The answer is: "He waits for the bus to come." (Pause.)

**SAY** Do you have any questions about Picture A?  
(Pause. Answer any questions about Picture A.)

**SAY** Do you want me to tell you again what he does in Picture A?  
(Repeat if asked to do so.)

**SAY** Look at Picture B. What does he do next? (Pause.)

**SAY** Look at Picture C. What does he do next? (Pause.)





## SPEAKING LEVELS 1–2

<b>Sample 1</b>	The correct response to this question is “Seventy-five dollars.”
<b>Sample 2</b>	There are many answers possible, such as “Excuse me, how much does the fish cost?” or “Pardon me, how much is the fish?” There is not just ONE correct response.

## INSTRUCTIONS SAMPLE

<b>Sample A</b>	The instructions are: “Pour cold water into the coffee maker.”
<b>Sample B</b>	The instructions are: “Measure coffee grounds into the filter.”
<b>Sample C</b>	The instructions are: “Press the Start button to make the coffee.”
<b>Sample D</b>	The instructions are: “Pour the coffee into a cup.”

## NARRATIVE SAMPLE

<b>Sample A</b>	The answer is: “He waits for the bus to come.”
<b>Sample B</b>	The answer is: “He rides the bus.”
<b>Sample C</b>	The answer is: “He greets his family when he gets off the bus.”



TABE Complete Language Assessment System—English™

## **Speaking Sample Items ♦ Levels 3–4**



Sample 1





House for Rent  
Three Bedrooms  
\$1,475 a month


Sample 2







Sample 1




House for Rent  
Three Bedrooms  
\$1,475 a month

### Sample 1

**SAY** In this part of the test you will look at a picture. I will ask you a question about the picture. Then you will speak your answer.

If you do not understand what I say, you may ask me to repeat the question.

Now look at Sample 1. This is a practice question we will do together.

 Point to \$1,475 in Sample 1.

**SAY** How much does it cost to rent this house? (Pause.)

*When the examinee has given a response:*

**SAY** Thank you. (Pause.)

**SAY** The correct response to this question is “One thousand four hundred seventy-five dollars a month.”

Do you have any questions about Sample 1?

(Pause. Answer any questions about Sample 1.)

**SAY** Do you want me to repeat Sample 1?

(Repeat if asked to do so.)



## Sample 2

**SAY** Now we will do a different type of question. You will pretend to be a person in a picture. Look at Sample 2.



*Point to the man reaching for the box in Sample 2.*

**SAY** Pretend that you are the man reaching for the box. You want to get the box on the top shelf, but you cannot reach it. What do you ask the clerk? (Pause.)

*When the examinee has given a response:*

**SAY** Thank you. (Pause.)

**SAY** There are many answers possible, such as “Excuse me, can you reach that box for me?” or “Can you help me get that box?” There is not just ONE correct response.

**Do you have any questions about Sample 2?**

*(Pause. Answer any questions about Sample 2.)*

**SAY** Do you want me to repeat Sample 2?

*(Repeat if asked to do so.)*



### Instructions Sample

**SAY** Now we will do a different type of question. Here are four pictures. The pictures show you how to make a pot of coffee. Look at **ALL** the pictures now. (Pause.)

**SAY** I will start the instructions with Picture A. Then you will tell me the instructions for each of the other three pictures. You should use a complete sentence.

First, let's look at Picture A.

The instructions are: "Pour cold water into the coffee maker." (Pause.)

**SAY** Do you have any questions about Picture A?

(Pause. Answer any questions about Picture A.)

**SAY** Do you want me to repeat the instructions for Picture A?



(Repeat if asked to do so.)

**SAY** Look at Picture B. What do you do next? (Pause.)

**SAY** Look at Picture C. What do you do next? (Pause.)

**SAY** Look at Picture D. What do you do next? (Pause.)





### Narrative Sample

**SAY** Now we will do a different type of question. Here are three pictures. The pictures show you what Joe does when he goes to visit his family. Look at ALL the pictures now. (Pause.)

**SAY** I will start with Picture A. Then you will tell me what happens in the other two pictures. You should use a complete sentence.

First, let's look at Picture A.

The answer is: "He waits for the bus to come." (Pause.)

**SAY** Do you have any questions about Picture A?  
(Pause. Answer any questions about Picture A.)

**SAY** Do you want me to tell you again what he does in Picture A?  
(Repeat if asked to do so.)

**SAY** Look at Picture B. What does he do next? (Pause.)

**SAY** Look at Picture C. What does he do next? (Pause.)



## SPEAKING LEVELS 3–4

<b>Sample 1</b>	The correct response to this question is “One thousand four hundred seventy-five dollars a month.”
<b>Sample 2</b>	There are many answers possible, such as “Excuse me, can you reach that box for me?” or “Can you help me get that box?” There is not just ONE correct response.

## INSTRUCTIONS SAMPLE

<b>Sample A</b>	The instructions are: “Pour cold water into the coffee maker.”
<b>Sample B</b>	The instructions are: “Measure coffee grounds into the filter.”
<b>Sample C</b>	The instructions are: “Press the Start button to make the coffee.”
<b>Sample D</b>	The instructions are: “Pour the coffee into a cup.”

## NARRATIVE SAMPLE

<b>Sample A</b>	The answer is: “He waits for the bus to come.”
<b>Sample B</b>	The answer is: “He rides the bus.”
<b>Sample C</b>	The answer is: “He greets his family when he gets off the bus.”