



TABE WorkForce Portal

*Leveraging TABE Test Data to Inform
Career Paths and Goals*

The O*NET database contains hundreds of standardized and occupation-specific descriptors on almost 1,000 occupations covering the entire U.S. economy. TABE users now have the option to use their TABE scores to leverage information from O*NET in DRC's Interactive Reporting System. A combination of TABE and O*NET allows for meaningful planning and decision making for students and educators.

- TABE provides more than just a score—it reports an accurate assessment of real-world skills that are critical to job success at any level.
- Researchers from DRC and MetaMetrics have completed a linking study between TABE scores and Lexile and Quantile measures. With this linking study, we are now able to connect TABE scores to a vast collection of national career data and occupation-specific job descriptors in O*NET.

TABE® WorkForce Portal

Sign in to search the TABE® WorkForce Portal for in demand careers.

* Indicates Required Fields

Administration *

Please select

District *

Please select

School *

Please select

Student ID

First Name

Last Name

Session *

Please select

(label) *

☐ TABE Scale Score Measures for Career

☐ Lexile®/Quantile® Measure for Career

Search

Search the TABE WorkForce Portal for in-demand careers linked to TABE scores.

User-friendly search tools helps you leverage the rich skills data provided by TABE to meet your clients' goals for employment.

TABE® Scale Score Search

Change Site

Clear

Show Filters

Clear Filters

Find Students

Showing all results

<input type="checkbox"/>	Last Name	First Name	Student ID	Date of Birth
<input type="checkbox"/>	Bower	Jonathan	03389483	2/22/2006
<input type="checkbox"/>	Lowery	Mike	93948274	3/3/2006
<input type="checkbox"/>	Hammond	Reggie	39284793	1/10/2006
<input type="checkbox"/>	McClain	John	39834922	11/11/2006
<input type="checkbox"/>	Stark	Tony	98736134	3/16/2006
<input type="checkbox"/>	Banner	David	52638024	4/15/2006
<input type="checkbox"/>	Wayne	Bruce	29393874	6/8/2006
<input type="checkbox"/>	Ward	Charlie	84793203	4/25/2006
<input type="checkbox"/>	Isley	Harrold	76726537	10/21/2006
<input type="checkbox"/>	Cleaner	Mitch	38948473	12/25/2006

Items per page: 10

Total 48 items

1 of 1 page



The TABE® Career Database helps career reps to identify the reading demands needed for an entry into a desired career to inform goal setting. To begin, select a Field and/or Career then click the Search button. The entry-level Lexile measure ranges, national and regional career information, and additional descriptions of the career will be shown

Field * Architecture and Construction Career * Electrical Power-Line Installers and Repairers Search

Electrical Power-Line Installers and Repairers

Job Overview

Summary

Install or repair cables or wires used in electrical power or distribution systems. May erect poles and light or heavy duty transmission towers.



Preferred Education Level

- High School Graduate



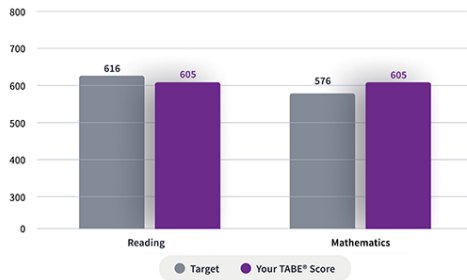
Preferred Experience

- Mechanical
- Customer and Personal Service
- Physic

TABE® Scale Score Range

Summary

Reading target for Electrical Power Line Installers and Repairer is 616 and target for Mathematics is 576.



The TABE Career Database helps career reps identify the reading targets (scale score range) needed for entry into a desired career.

You can search by career field and specific occupations to see the TABE score range indicating readiness for that career. This information helps inform goal setting and planning for each client.

View national comparisons and career information by state, including the median pay and projected career growth for selected occupations.

Each career listing also includes information on key job tasks, technical skills, and related occupations.

National Comparison

Median Pay

Annually

\$75,030

Hourly

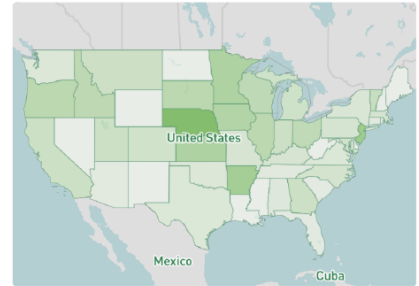
\$36.07

Projected Career Growth

2019-2029

2% Increase

Slower than average.



Low High

Additional Information

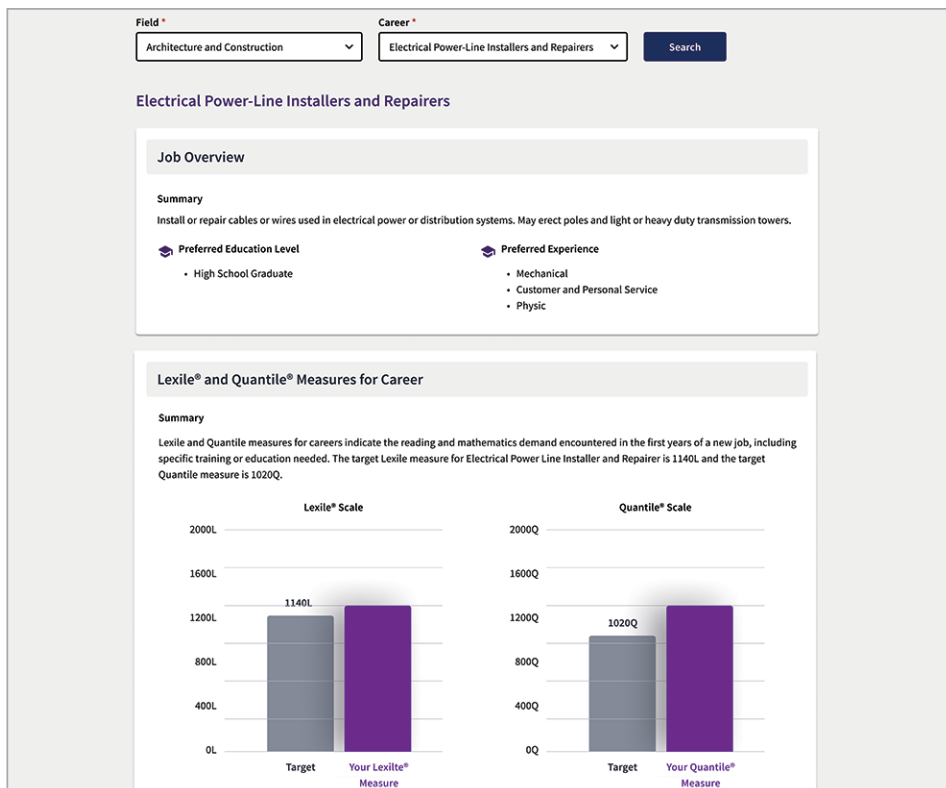
Key Tasks

- Adhere to safety practices and procedures, such as checking equipment regularly and erecting barriers around work areas.
- Test conductors, according to electrical diagrams and specifications, to identify corresponding conductors and to prevent incorrect connections.
- Open switches or attach grounding devices to remove electrical hazards from disturbed or fallen lines or to facilitate repairs.

Technical Skills

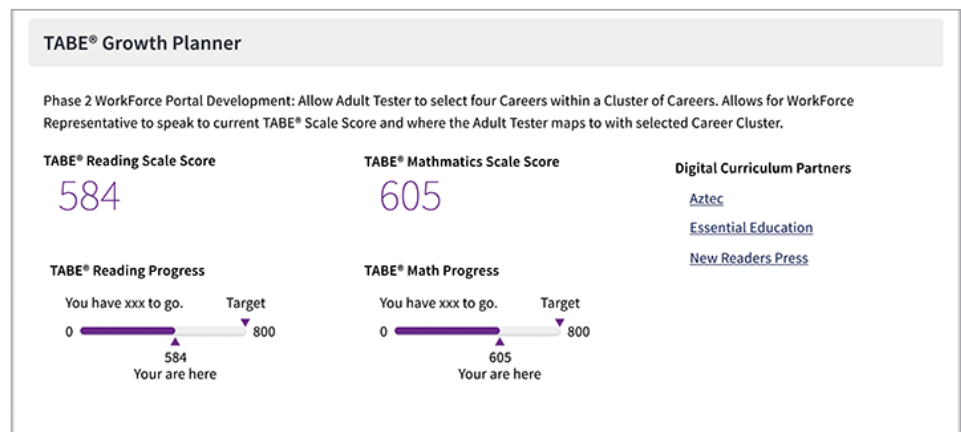
- **Electronic mail software** - Email software; Microsoft Outlook
- **Spreadsheet software** - Microsoft Excel
- **Office suite software** - Microsoft Office
- **Word processing software** - Microsoft Word

Job Title	Bright Outlook	Median Pay
Millwrights	✓	\$57,260
Elevator and Escalator Installers and Repairers	✓	\$88,540
Commercial Divers	✓	\$54,800
View all Field of Study/Careers		



The target Lexile and Quantile measures for selected careers indicate the reading and mathematics demand encountered in the first years of a new job, including specific training or education needed. The target scores are shown alongside the client's actual scores for easy comparison.

The TABE Growth Planner tool allows adult testers to select from multiple careers within a cluster and view their progress toward career targets based on their TABE reading and math scores.



**To learn more about
TABE, call 800.538.9547
or visit www.tabetest.com.**